

PRODUCT DESCRIPTION

The TQC Cross Cut Adhesion Test KIT (CC1000) is used to test the adhesion of dry coats of paint on their substrate by means of a series of cuts through the coating. Two series of parallel cuts cross angled to each other to obtain a pattern of 25 or 100 similar squares. The ruled area is evaluated by using a table chart after a short treatment with a stiff brush, or adhesive tape for hard substrates.



BUSINESS

Protective Coatings, Corrosion Control, Coating Laboratories, Paint Production

STANDARDS

ISO/DIN 2409, ASTM D3359

FEATURES

- Self-adjusting knife-holder ensures equal pressure on the cutting knife
- Round cutting knife with eight cutting edges for longer lifetime
- Ergonomically shaped handle
- Easy to change round cutting knife
- Wide range of knife sizes available for different coating thicknesses and substrates and according to different standards

SCOPE OF SUPPLY

Soft grip handle incl. CC1000 holder
Hardened steel cutter (type may vary, see below)
Nylon brush
Illuminated magnifier
Adhesive tape (adhesion to steel 4.3N/cm)
4 mm Allen key

ORDERING INFORMATION

Cross Cut Adhesion Tester acc. to DIN-ISO, 6 teeth
VF1839 TQC Cross-cut adhesion test kit CC1000, incl. blade 1mm
VF1842 TQC Cross-cut adhesion test kit CC1000, incl. blade 2mm
VF1844 TQC Cross-cut adhesion test kit CC1000, incl. blade 3mm

DYNE

TESTING

Cross Cut Adhesion Tester acc. To ASTM, 11 teeth

VF1846 TQC Cross-cut adhesion test kit CC1000, incl. blade 1mm

VF1847 TQC Cross-cut adhesion test kit CC1000, incl. blade 1,5mm

ACCESSORIES

SP3007 Adhesion tape, single roll, adhesion to steel 4.3 N/cm

SP3010 Adhesion tape, set of 3 rolls, adhesion to steel 4.3 N/cm

SP3020 Adhesion tape, single roll, adhesion to steel 7.6 N/cm

SP1710 Nylon Brush for Cross Cut Adhesion Test

SP9700 Lighted Magnifier 2.5x

Spare TQC knife acc. To DIN-ISO

VF2355 Teeth distance 1 mm

VF2357 Teeth distance 2 mm

VF2358 Teeth distance 3 mm






Spare TQC knife acc. to ASTM

VF2359 Teeth distance: 1 mm

VF1861 Teeth distance: 1,5 mm

USE

- Make two cuts/scratch, perpendicular to each other, drawing the handle with the appropriate cutter (depending on coating thickness and substrate) through the coating into the substrate thus making the lattice pattern.
- Brush the pattern lightly with the supplied brush several times back and forth along each of the diagonal lines of the lattice pattern.
- For hard substrates only the test can be extended by applying the adhesive tape parallel to one set of cuts over the lattice pattern and pull it off steadily in 0.5 to 1 sec. at a 60° angle within 5 minutes after applying.
- Carefully examine the cut area, if required using the magnifier and classify the test

| Classification | Description | Appearance of surface of cross-cut area from which flaking has occurred (Example for six parallel cuts) |
|----------------|--|--|
| 0 | The edges of the cuts are completely smooth; none of the squares of the lattice is detached. |  |
| 1 | Detachment of small flakes of the coating at the intersections of the cuts. A cross-cut area not significantly greater than 5 % is affected. |  |
| 2 | The coating has flaked along the edges and/or at the intersections of the cuts. A cross-cut area significantly greater than 5 %, but not significantly greater than 15 %, is affected. |  |
| 3 | The coating has flaked along the edges of the cuts partly or wholly in large ribbons, and/or it has flaked partly or wholly on different parts of the squares. A cross-cut area significantly greater than 15 %, but not significantly greater than 35 %, is affected. |  |
| 4 | The coating has flaked along the edges of the cuts in large ribbons and/or some squares have detached partly or wholly. A cross-cut area significantly greater than 35 %, but not significantly greater than 65 %, is affected. |  |
| 5 | Any degree of flaking that cannot even be classified by classification 4. | |

DYNE

TESTING

SPECIAL CARE

- Clean with a soft and dry cloth. Do not use water or solvents.
- Avoid mechanical shocks or contact with sharp objects
- Always use high quality alkaline batteries. (Illuminated magnifier)

SAFETY PRECAUTIONS

- A knife is a sharp object. Be careful when using it.

DISCLAIMER

The right of technical modifications is reserved.

The information given in this sheet is not intended to be exhaustive and any person using the product for any purpose other than that specifically recommended in this sheet without first obtaining written confirmation from us as to the suitability of the product for the intended purpose does so at his own risk. Whilst we endeavour to ensure that all advice we give about the product (whether in this sheet or otherwise) is correct we have no control over either the quality or condition of the product or the many factors affecting the use and application of the product. Therefore, unless we specifically agree in writing to do so, we do not accept any liability whatsoever or howsoever arising for the performance of the product or for any loss or damage (other than death or personal injury resulting from our negligence) arising out of the use of the product. The information contained in this sheet is liable to modification from time to time in the light of experience and our policy of continuous product development.